

Est.: 1980

Pho.: 08482-235209  
+91-8147671269



**H.K.E. SOCIETY'S**

**BASAVESHWAR COLLEGE OF EDUCATION,**

BVB CAMPUS, MANHALLI ROAD, BIDAR – 585 403 KARNATAKA, INDIA.

(Recognized by SRC NCTE, New Delhi and Permanent Affiliated to Gulbarga University, Kalaburagi)

E-Mail: [principalbcebidar@hkes.edu.in](mailto:principalbcebidar@hkes.edu.in), website: [www.hkesbcebidar.in](http://www.hkesbcebidar.in)

## CRITERION – II

### TEACHING LEARNING AND EVALUATION



### 2.3 TEACHING LEARNING PROCESS

**2.3.3: Students are encouraged to use ICT support (mobile-based learning, online material, podcast, virtual laboratories, learning apps etc.) for their learning including on field practice.**

Est.: 1980

Pho.: 08482-235209  
+91-8147671269



**H.K.E. SOCIETY'S**

# **BASAVESHWAR COLLEGE OF EDUCATION,**

BVB CAMPUS, MANHALLI ROAD, BIDAR – 585 403 KARNATAKA, INDIA.


(Recognized by SRC NCTE, New Delhi and Permanent Affiliated to Gulbarga University, Kalaburagi)

E-Mail: [principalbcebidar@hkes.edu.in](mailto:principalbcebidar@hkes.edu.in), website: [www.hkesbcebidar.in](http://www.hkesbcebidar.in)

## **INDEX**

<b>Sl. No.</b>	<b>Particulars</b>
<b>D</b>	Relevant information

  
**IQAC Coordinator**  
H.K.E.S. Basaveshwar College of Education  
BIDAR - 585 403 (Karnataka)

  
**PRINCIPAL**  
H.K.E.S. Basaveshwar College  
of Education, BIDAR



**H.K.E. SOCIETY'S**

# **BASAVESHWAR COLLEGE OF EDUCATION,**

BVB CAMPUS, MANHALLI ROAD, BIDAR – 585 403 KARNATAKA, INDIA.

(Recognized by SRC NCTE, New Delhi and Permanent Affiliated to Gulbarga University, Kalaburagi)

E-Mail: [principalbcebidar@hkes.edu.in](mailto:principalbcebidar@hkes.edu.in), website: [www.hkesbcoebidar.in](http://www.hkesbcoebidar.in)

## Gulbarga University Kalburgi



### DIGITAL BASED LESSON PLAN

Name of the Student Teacher : Shruti Kulkarni  
Reg.No. : E2200004  
Semester : B.Ed.IIInd Sem.  
Subject : Physical Science  
Year : 2021-22

Under the Guidance : Santoshkumar Sajjan

## MOTIVATION

- Q1. What do you mean by water ?
- Q2. Give some examples for clean water ?
- Q3. On which day we celebrate as worlds water day ?
- Q4. What are the uses of water?
- Q5. Whether polluted water is useful or not?



**H.K.E. SOCIETY'S**

# **BASAVESHWAR COLLEGE OF EDUCATION,**

BVB CAMPUS, MANHALLI ROAD, BIDAR – 585 403 KARNATAKA, INDIA.

(Recognized by SRC NCTE, New Delhi and Permanent Affiliated to Gulbarga University, Kalaburagi)

E-Mail: [principalbcebidar@hkes.edu.in](mailto:principalbcebidar@hkes.edu.in), website: [www.hkesbcebidar.in](http://www.hkesbcebidar.in)

## TOPIC

# WASTE WATER STORY

### Introduction:

- ▶ All of us use water in our homes and make it dirty . We cannot imagine our life without water .
- ▶ Sewage is the waste water released by homes , industries , hospitals, offices and other users.
- ▶ It also includes rain water that has run down through the street during a storm/ heavy rains.







## H.K.E. SOCIETY'S

# BASAVESHWAR COLLEGE OF EDUCATION,

BVB CAMPUS, MANHALLI ROAD, BIDAR – 585 403 KARNATAKA, INDIA.

(Recognized by SRC NCTE, New Delhi and Permanent Affiliated to Gulbarga University, Kalaburagi)

E-Mail: [principalbcebidar@hkes.edu.in](mailto:principalbcebidar@hkes.edu.in), website: [www.hkesbcoebidar.in](http://www.hkesbcoebidar.in)

### Cleaning of Water

- ▶ Cleaning of water is a process of removing pollutants before it entered a water body or reused.
- ▶ Realizing the urgency of the situation on **World Water Day** – on **22<sup>nd</sup> March 2005** .
- ▶ The general assembly of un-proclaimed the period 2005–2015 as **The international decade for action on water for life** .



OPPO A3 Pro 5G

### Sewage Treatment

- ▶ The process of waste water treatment .It takes place in several stages.

### Cleaning of Water

- ▶ Cleaning of water is a process of removing pollutants before it entered a water body or reused.
- ▶ Realizing the urgency of the situation on **World Water Day** – on **22<sup>nd</sup> March 2005** .
- ▶ The general assembly of un-proclaimed the period 2005–2015 as **The international decade for action on water for life** .



OPPO A3 Pro 5G



**H.K.E. SOCIETY'S**

**BASAVESHWAR COLLEGE OF EDUCATION,**

BVB CAMPUS, MANHALLI ROAD, BIDAR – 585 403 KARNATAKA, INDIA.

(Recognized by SRC NCTE, New Delhi and Permanent Affiliated to Gulbarga University, Kalaburagi)

E-Mail: [principalbcebidar@hkes.edu.in](mailto:principalbcebidar@hkes.edu.in), website: [www.hkesbcebidar.in](http://www.hkesbcebidar.in)

**ಗುಲಬರ್ಗಾ ವಿಶ್ವವಿದ್ಯಾಲಯ ಕಲಬುರಗಿ**  
 ಪ್ರಿ.ಕ.ಶಿ. ಸಂಸ್ಥೆಯ  
 ಬಸವೇಶ್ವರ ಶಿಕ್ಷಣ ಮಹಾವಿದ್ಯಾಲಯ ಜೀವರ  
**ಬಿ.ಇಡಿ ದ್ವಿತೀಯ ಸೆಮಿಸ್ಟರ್-2021-22**  
 (ತಂತ್ರಾಂಶ ಅಥವಾ ಡಿಜಿಟಲ್ ಆಧಾರಿತ ಹಾಕ ಯೋಜನೆ)  
**ವಿಷಯ : ಸಮಾಜ ವಿಜ್ಞಾನ**  
**ಪ್ರಶಿಕ್ಷಣಾಧೀ**  
**ಸಹ್ಯ ರಾಜಶೇಖರ**  
 ಮೊಂದಣಿ ಸಂಖ್ಯೆ: E2200007

**1. ಅಭಿಪ್ರೇರಣಾ ಹಂತ**

- 1) ಇಸ್ಲಾಂ ಧರ್ಮದ ಸ್ಥಾಪಕರು ಯಾರು ?
- 2) ಜೈನ ಧರ್ಮದ ಸ್ಥಾಪಕರು ಯಾರು ?
- 3) ಕ್ರೈಸ್ತ ಧರ್ಮದ ಸ್ಥಾಪಕರು ಯಾರು ?
- 4) ಬೌದ್ಧ ಧರ್ಮದ ಸ್ಥಾಪಕರು ಯಾರು ?



H.K.E. SOCIETY'S

**BASAVESHWAR COLLEGE OF EDUCATION,**

BVB CAMPUS, MANHALLI ROAD, BIDAR – 585 403 KARNATAKA, INDIA.

(Recognized by SRC NCTE, New Delhi and Permanent Affiliated to Gulbarga University, Kalaburagi)

E-Mail: [principalbcebidar@hkes.edu.in](mailto:principalbcebidar@hkes.edu.in), website: [www.hkesbcebidar.in](http://www.hkesbcebidar.in)**II. ಉದ್ದೇಶ ಕಥನ**

ಹಾಗಾದರೆ ವಿದ್ಯಾರ್ಥಿಗಳೇ  
ನಾವಿಂದು “ ಜೈನ ಮತ್ತು ಬೌದ್ಧ  
ಧರ್ಮಗಳ ಉದಯ” ಎಂಬ  
ಹಾಠದಲ್ಲ ಬೌದ್ಧ ಧರ್ಮದ ಬಗ್ಗೆ  
ಅಧ್ಯಯನ ಮಾಡೋಣ

**III ಬೆಳವಣಿಗೆ ಹಂತ :-****1.ಗೌತಮ ಬುದ್ಧನ ಬಾಲ್ಯ ಜೀವನ:**

- ಗೌತಮ ಬುದ್ಧನೆಂದೇ ಪ್ರಖ್ಯಾತನಾದ ಸಿದ್ಧಾರ್ಥನು ಸಾ.ಶ.ಪೂ. 6ನೇ ಶತಮಾನದಲ್ಲಿ ಜನಿಸಿದನು.
- ತಂದೆ ಶುದ್ಧೋಧನ ಶಾಕ್ಯ ಗಣವಂಶದ ರಾಜ.
- ಸಿದ್ಧಾರ್ಥನು ರಾಜವೈಭೋಗವನ್ನು ಹಾಗೂ ಸಂಸಾರದ ಸುಖವನ್ನು ತ್ಯಜಿಸಿ ಸನ್ಯಾಸಿಯಾದನು.







## H.K.E. SOCIETY'S

# BASAVESHWAR COLLEGE OF EDUCATION,


BVB CAMPUS, MANHALLI ROAD, BIDAR – 585 403 KARNATAKA, INDIA.

(Recognized by SRC NCTE, New Delhi and Permanent Affiliated to Gulbarga University, Kalaburagi)

E-Mail: [principalbcebidar@hkes.edu.in](mailto:principalbcebidar@hkes.edu.in), website: [www.hkesbcebidar.in](http://www.hkesbcebidar.in)

## ಧರ್ಮದ ಅನುಯಾಯಿಗಳು:

- ▶ ಗೌತಮ ಬುದ್ಧನು ಹಾಗೂ ಅವನ ಅನುಯಾಯಿಗಳು ಕೋಸಲ , ಮಗಧ ಹಾಗೂ ಗಂಗಾ ನದಿಯ ಬಯಲು ಪ್ರದೇಶದ ಉಳಿದ ನಗರಗಳಿಗೆ ಬೇಟೆ ಕೊಟ್ಟು ತಮ್ಮ ವಿಚಾರಗಳನ್ನು ಬೋಧಿಸಿದರು.
- ▶ ಇವರು ಒಂದು ಪ್ರದೇಶದಿಂದ ಇನ್ನೊಂದು ಪ್ರದೇಶಕ್ಕೆ ಕಾಲ್ನಡಿಗೆಯಲ್ಲಿಯೇ ಪ್ರಯಾಣಿಸುತ್ತಿದ್ದರು.



## 3. ಬುದ್ಧನ ಬೋಧನೆಗಳು :-

- ▶ ಗೌತಮ ಬುದ್ಧನು ಜ್ಞಾನೋದಯ ನಂತರ ಮೊದಲಿಗೆ ತೆರಳಿದ್ದು ಬನಾರಸ ಸಮೀಪದ ಸಾರನಾಥಕ್ಕೆ.
- ▶ ಇಲ್ಲಿನ ಜಿಂಕೆ ವನದಲ್ಲಿ ಈತನು ತನ್ನ ಮೊದಲ ಬೋಧನೆಯನ್ನು ಮಾಡಿದನು..
- ▶ ಇದನ್ನು ಧರ್ಮಚಕ್ರ ಪರಿವರ್ತನ ಎಂದು ಕರೆಯಲಾಗುತ್ತದೆ.
- ▶ ಜನಸಾಮಾನ್ಯರ ಭಾಷೆಯಾದ ಪ್ರಾಕೃತ ಭಾಷೆಯ ಮೂಲಕ ಬೋಧನೆ ಮಾಡಿದನು.







H.K.E. SOCIETY'S

# BASAVESHWAR COLLEGE OF EDUCATION,

BVB CAMPUS, MANHALLI ROAD, BIDAR – 585 403 KARNATAKA, INDIA.

(Recognized by SRC NCTE, New Delhi and Permanent Affiliated to Gulbarga University, Kalaburagi)

E-Mail: [principalbcebidar@hkes.edu.in](mailto:principalbcebidar@hkes.edu.in), website: [www.hkesbcoebidar.in](http://www.hkesbcoebidar.in)

## 2. ಅಷ್ಟಾಂಗ ಮಾರ್ಗಗಳು :-

▶ ಅಷ್ಟಾಂಗ ಮಾರ್ಗಗಳು :

ನೆಮ್ಮದಿಯ ಬದುಕಿಗೆ ಗೌತಮ ಬುದ್ಧನ ಅಷ್ಟಾಂಗ ಮಾರ್ಗ ಅಗತ್ಯ. ಅವುಗಳೆಂದರೆ

- 1) ಒಳ್ಳೆಯ ನಡತೆ
- 2) ಒಳ್ಳೆಯ ಮಾತು
- 3) ಒಳ್ಳೆಯ ನೋಟ
- 4) ಒಳ್ಳೆಯ ಬದುಕು.
- 5) ಒಳ್ಳೆಯ ಪ್ರಯತ್ನ
- 6) ಒಳ್ಳೆಯ ನೆನಪು
- 7) ಒಳ್ಳೆಯ ನಿರ್ಧಾರ
- 8) ಒಳ್ಳೆಯ ಚಿಂತನೆ.



## III ಬೆಳವಣಿಗೆ ಹಂತ :-

### 1. ಗೌತಮ ಬುದ್ಧನ ಬಾಲ್ಯ ಜೀವನ:

- ▶ ಗೌತಮ ಬುದ್ಧನೆಂದೇ ಪ್ರಖ್ಯಾತನಾದ ಸಿದ್ಧಾರ್ಥನು ಸಾ.ಶ.ಪೂ. 6ನೇ ಶತಮಾನದಲ್ಲ ಜನಿಸಿದನು.
- ▶ ತಂದೆ ಶುದ್ಧೋಧನ ಶಾಕ್ಯ ಗಣವಂಶದ ರಾಜ.
- ▶ ಸಿದ್ಧಾರ್ಥನು ರಾಜವೈಭೋಗವನ್ನು ಹಾಗೂ ಸಂಸಾರದ ಸುಖವನ್ನು ತ್ಯಜಿಸಿ ಸನ್ಯಾಸಿಯಾದನು.





**H.K.E. SOCIETY'S**

**BASAVESHWAR COLLEGE OF EDUCATION,**

BVB CAMPUS, MANHALLI ROAD, BIDAR – 585 403 KARNATAKA, INDIA.

(Recognized by SRC NCTE, New Delhi and Permanent Affiliated to Gulbarga University, Kalaburagi)

E-Mail: [principalbcebidar@hkes.edu.in](mailto:principalbcebidar@hkes.edu.in), website: [www.hkesbcoebidar.in](http://www.hkesbcoebidar.in)

Bidar | 2024.08.04 15:19

H.K.E. Society's  
**BASAVESHWAR COLLEGE OF EDUCATION BIDAR**  
I.C.T. LESSON PLAN

Name of the Student Teacher : Sapna	Reg. No. : E2200007
Semester : 1st Semester	Roll No. : 37
Group No. :	Lesson No. : II
Subject : 4th Std	Date :
Subject I : English	Duration : 45 Minutes
Unit Topic : My Beginnings	Period :

---

Approved by Method Teacher

Name : Prof. Shivakumar Bhate Sr

Signature :

---

**1) General Objectives :**

- 2) Knowledge : Students are able to gain the knowledge about language.
- 3) Understanding : Students are able to understand the language.
- 4) Application : Students are able to enrich the Vocabulary .
- 5) Skill : Students are able to develop the language skill.

---

**2) Specific Objectives :**

- 1) Knowledge : Students are able to recognize Kapil Dev
- 2) Understanding : Students are able to tell the Kapil Dev's childhood life.
- 3) Application : Students are able to give oral expression in grammar.
- 4) Skill : Students are able to make sentence.

---

**3) Objectives of ICT Skills :**

- 1) Students will able to develop his own DLP on specific the unit/topic.
- 2) Students will able to knows internet for preparing DLP on selected unit /topic.
- 3) Students will able to download audios , videos and images from internet for preparing DLP on selected unit.
- 4) Students will able to handling hardware materials while teaching.



**H.K.E. SOCIETY'S**

**BASAVESHWAR COLLEGE OF EDUCATION,**

BVB CAMPUS, MANHALLI ROAD, BIDAR – 585 403 KARNATAKA, INDIA.

(Recognized by SRC NCTE, New Delhi and Permanent Affiliated to Gulbarga University, Kalaburagi)

E-Mail: [principalbcebidar@hkes.edu.in](mailto:principalbcebidar@hkes.edu.in), website: [www.hkesbcebidar.in](http://www.hkesbcebidar.in)

2024.08.04 15:19

**4) Teaching points :**

- 1) Introduction about Kapil Dev.
- 2) Dream of travelling.
- 3) Child hood activities.

**5)Format of DLP and Domain :**

Type of DLP : DLP software package /self prepared using MS Office /E.  
Use of Domain : Mass medias.  
Source : Online / offline / Both.

**6)Software used to develop DLP :**

Use of operation software : windows XP professional / windows-7/only other os.  
Use of Application software : MS office.

**7)E-Teaching materials used :**

Hadware materials used	Software materials used.
Computer laptop / Desktop	Images
Projector screen	MS Office –word /PPT/
Laser pointer	Excel / Access
Mick and Speakers.	Audio, visual CD-Roms
Video players	Digital print medias-word/pdf /images
Tape Records	
Television	
Mobiles	





**H.K.E. SOCIETY'S**

**BASAVESHWAR COLLEGE OF EDUCATION,**



BVB CAMPUS, MANHALLI ROAD, BIDAR – 585 403 KARNATAKA, INDIA.

(Recognized by SRC NCTE, New Delhi and Permanent Affiliated to Gulbarga University, Kalaburagi)

E-Mail: [principalbcebidar@hkes.edu.in](mailto:principalbcebidar@hkes.edu.in), website: [www.hkesbcoebidar.in](http://www.hkesbcoebidar.in)

Bidar | 2024.08.04 15:20

**:(I Development stage : -**

Content Analysis	Teacher Activities	Student Activities	Online	Offline	Digital Screen Work
Model Reading  Introduction about Kapil Dev.	Looking back ..... ..... ..... Papaya sap can cause.  This lesson is autobiographical one, in which Kapil Dev shares his own life experiences. Kapil Dev born on 06 Jan 1959. He was one among six other brothers and sisters. All are older than him, Except one sister, who was a year younger.	Students will observe and listen.		PPT Presentation	Kapil Dev.  Born on 6 Jan 1959. Six other brothers and sisters.
Dream of travelling	Kapil Dev shares his own dream as I was very curious and it was my ambition to travel around the world and drive a mercedese Benz. God has been kind to me both my wishes have been fulfilled	Students are listening very carefully.		PPT Presentation	Dream of travelling. Mercedese Benz. 



H.K.E. SOCIETY'S

**BASAVESHWAR COLLEGE OF EDUCATION,**


BVB CAMPUS, MANHALLI ROAD, BIDAR – 585 403 KARNATAKA, INDIA.

(Recognized by SRC NCTE, New Delhi and Permanent Affiliated to Gulbarga University, Kalaburagi)

E-Mail: [principalbcebidar@hkes.edu.in](mailto:principalbcebidar@hkes.edu.in), website: [www.hkesbcoebidar.in](http://www.hkesbcoebidar.in)

Bidar | 2024.08.04 15:20

OPPO A5 Pro 5G

Content Analysis	Teacher Activities	Student Activities	Online	Offline	Digital Screen Work
Child hood activities :	I spent my childhood like all other children around me. Trying to bunk school, I remember one particular lady who live down the road from us, who had a beautiful garden with Papaya tree. He use to go a neighbor garden with his friends to stole tha papaya	Students will listen.			<p>Papaya Tree</p>  <p>PPT Presentation</p> <p>Kapil and his friends use to stole papays</p>
Introducing New words	<p>1)Town :- City (ಪಟ್ಟಣ)</p> <p>Ex:Aurad is a small town.</p> <p>2) Tale : Story (ಕಥೆ)</p> <p>Ex:Ravi tells famous tales.</p> <p>3)naughty :behaving badly (ತುಂಟತನ)</p> <p>Ex: Rohit is a naughty boy.</p>	Students are able to make the sentences by using these words.			<p>Introducing New words.</p> <p>1) Town.</p> <p>2) Tale</p> <p>3) naughty.</p>



**H.K.E. SOCIETY'S**

**BASAVESHWAR COLLEGE OF EDUCATION,**

BVB CAMPUS, MANHALLI ROAD, BIDAR – 585 403 KARNATAKA, INDIA.

(Recognized by SRC NCTE, New Delhi and Permanent Affiliated to Gulbarga University, Kalaburagi)

E-Mail: [principalbcebidar@hkes.edu.in](mailto:principalbcebidar@hkes.edu.in), website: [www.hkesbcebidar.in](http://www.hkesbcebidar.in)

Content Analysis	Teacher Activities	Student Activities	Online	Offline	Digital Screen Work
Gender	<p><b>Gender:-</b> Def<sup>n</sup>:- You know that living beings are of the male or female sex. Gender word comes from Latin word 'Genus', means kinds are sort. <b>There are four kinds of gender in English</b> 1)Masculine genders 2) Feminine genders 3) Neuter line genders 4)common genders.</p>	<p>Students are listen the grammar part silently .</p>			<p><b>Gender :</b> Def<sup>n</sup>:- You know that living beings are of the male or female sex.  <b>Those are :-</b> 1)Masculine genders 2) Feminine genders 3) Neuterline genders 4)common genders.</p>

Bidar | 2024.08.04 15:20





**H.K.E. SOCIETY'S**

**BASAVESHWAR COLLEGE OF EDUCATION,**

BVB CAMPUS, MANHALLI ROAD, BIDAR – 585 403 KARNATAKA, INDIA.

(Recognized by SRC NCTE, New Delhi and Permanent Affiliated to Gulbarga University, Kalaburagi)

E-Mail: [principalbcebidar@hkes.edu.in](mailto:principalbcebidar@hkes.edu.in), website: [www.hkesbcebidar.in](http://www.hkesbcebidar.in)

2024.08.04 15:20

MPPOAS Pro 5G

Student Activities

ICT Based Work

Match the following :

Student Activities	ICT Based Work
A	
1) Kapil Dev	a) Mercedes
2) Benz	b) 6 Jan.1959
3) Drive	c) Older than Dev.
4) Winter	d) Morning.
5) Kapil	
6) Six brothers	

Students are able to Match the following with correct answer.

6 Jan 1959

Mercedes Benz.

Morning.

Older than Kapil Dev.

Work :-

- 1) Collect the information about Kapil Dev with the help of Wikipedia.
- 2) Collect the pictures of 1983 world Cup with the help of Internet.

Collect information and references .

Online	Off line
Google	9 <sup>th</sup> Std. English Book
Youtube	Grammar Book. , Dictionary.,

Following Teaching Resources attached with ICT.

- 1) Image of Kapil Dev.
- 2) PPT of Prose content
- 3) Image of Mercedes Benz
- 4) P.P.T. of New words.
- 5) Grammar Part
- 6) PPT of Evaluation
- 7) Images of Cricketers.



**H.K.E. SOCIETY'S**

**BASAVESHWAR COLLEGE OF EDUCATION,**

BVB CAMPUS, MANHALLI ROAD, BIDAR – 585 403 KARNATAKA, INDIA.

(Recognized by SRC NCTE, New Delhi and Permanent Affiliated to Gulbarga University, Kalaburagi)

E-Mail: [principalbcebidar@hkes.edu.in](mailto:principalbcebidar@hkes.edu.in), website: [www.hkesbcoebidar.in](http://www.hkesbcoebidar.in)

VII. OBSERVATION SCHEDULE:-


{Please tick any one of the response correctly}

Sl NO	Statement	Excellent	Very good	Good	Avarage	Poor
1	Organization of digital classroom			✓		
2	Organization of digital lesson plan		✓			
3	Organization of content			✓		
4	Proper handling of hardware		✓			
5	Proper use of application software		✓			
6	Proper use of digital media			✓		
7	Collection of digital information			✓		
8	Coordination of ICT with teaching And learning			✓		
9	Proper use of websites		✓			
10	Flow language		✓			
11	Clarity of content used			✓		
12	Clarity of multimedia used		✓			
13	Effectiveness of presentation			✓		
14	Presentation of lesson			✓		
15	Overall Presentation of presentation			✓		

SUGGESTION:

Improve the use of websites & multimedia

  
Signature of student Teacher

  
Signature of Obsever